




## Heritage Days 2026

# PARADE INFORMATION SHEET



**DO NOT TURN THIS PAGE IN! KEEP FOR YOUR INFORMATION**

**To register, apply in person at City Hall OR apply online:**



The Heritage Days theme this year is America 250 – Freedom's Journey!

**The parade will be Saturday September 12<sup>th</sup> at 9am.** It may seem far away but start planning now! Get creative!

Free registration

We invite groups to get creative in their parade entries. You don't have to stick to a float, you could form a Precision Marching Team using such items as shopping carts, briefcases, baskets, balls, or any item that might represent your group. You could have music, or sing, perform a dance or musical number, etc... We want to provide our spectators with variety and entertainment!

### RULES

All floats will be inspected before the parade starts. No riders in bed of trucks pulling trailers allowed.

Once the parade begins, no one will be allowed to enter or exit floats.

**Entries must maintain 50ft of distance from the entry in front of them.**

Candy/treats etc. can be thrown but must be handed out/thrown by people walking along the curbs to avoid children running into the street. **Candy cannot be thrown from moving vehicles.**

### Judging Criteria

There will be judges looking to give out 1<sup>st</sup>, 2<sup>nd</sup> and 3<sup>rd</sup> place prizes for entries based on the following criteria:

- Parade Number is clearly visible
- General Appearance
- Shows Uniformity
- Depiction of Theme
- Creativity
- Overall Impact

### Contact Info

Your Parade Entry Number will be emailed the week of Heritage Days to whoever registered. Make sure the person who will be AT the parade receives this email. Either add email addresses on the registration form or make sure you forward the email to them. If you would like to change who gets the email for your entry, please contact the Parks and Rec Dept.

### Check-In

Check-in will be Saturday morning from 7:30am-8:30am at the corner of 100N 100W. At check-in, you will receive your Parade Entry Number. You will receive 2 magnets with your Entry Number. Place these magnets on your parade entry on the first ¼ of your vehicle.

Staff will show you on the map where your Parade Entry Number will be along 100W.

All parade entries will park facing SOUTH along 100W.

**ONLY vehicles that will be IN THE PARADE allowed to park along 100W before the parade!! All other vehicles must drop off participants and park somewhere else!**

Parade entries park in NUMERICAL ORDER according to their assigned Parade Entry Number. Parade Entry Numbers will be marked along 100W so you'll know where to park.

All parade entries should be in place NO LATER THAN 8:30am so the parade can begin promptly at 9am.

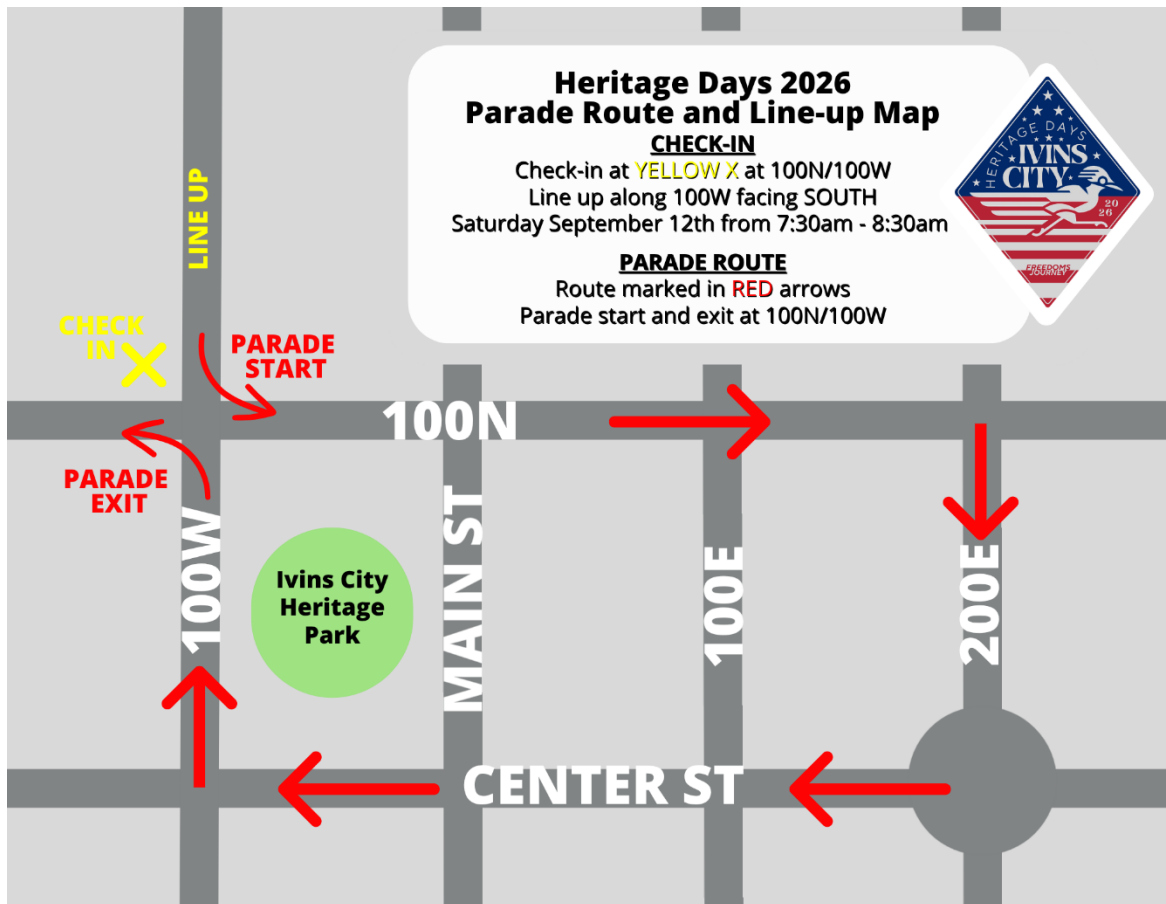
### Start/End

Parade will start at 100N 100W. Entries will stay in line and move south down to 100N 100W to turn EAST along 100N for the parade route. The parade will turn SOUTH at 200E and then WEST along Center St.

All entries must turn north at 100N from Center St to finish at 100N 100W. The road will be closed and no entries will be able to continue straight along Center St.

Parade entries exit by turning WEST along 100N at 100W CAREFULLY since other entries may still be entering parade at 100N 100W.


Turn in your Parade Entry Number magnets to staff. Exit either north or south along 200W.



**THIS PAGE IS NOT THE APPLICATION.**

Find and submit applications in person at City Hall (85 N Main St Ivins, UT 84738)  
or apply online:

Learn more about Heritage Days at  
[ivinsutah.gov/ivins-heritage-days-2026](https://ivinsutah.gov/ivins-heritage-days-2026)



If you have questions, contact Parks and Recreation 435-634-7719 or [snash@ivinsutah.gov](mailto:snash@ivinsutah.gov)